



**Profile Regional Sales Managers**

**Austin Childers**

**803-730-3827**

[austin@earthandturfreps.com](mailto:austin@earthandturfreps.com)

**Territory: FL, NC, SC, VA**

**Robert Cobb**

**706-818-2882**

[robert@earthandturfreps.com](mailto:robert@earthandturfreps.com)

**Territory: AL, GA, LA, MS, TN**

**Mike Smith**

**803-760-5568**


[mike@earthandturfreps.com](mailto:mike@earthandturfreps.com)

All tank loading information below is based on no residual mulch being in the tank. If residual mulch from previous tankloads are present, the recommended bales per tank will need to be reduced. Type pump and equipment performance can also impact these rates.





**Flexterra - 50 lbs. per 125 gallons of water**

| Working Capacity of Machine in Gallons | Recommended Bales per Tank |
|--|----------------------------|
| 300                                    | 2.5                        |
| 500                                    | 4                          |
| 800                                    | 6.4                        |
| 1000                                   | 8                          |
| 1500                                   | 12                         |
| 3000                                   | 24                         |
| 3600                                   | 28.8                       |



**ProMatrix - 60 lbs. per 100 gallons of water**

| Working Capacity of Machine in Gallons | Recommended Bales per Tank |
|--|----------------------------|
| 300                                    | 3.5                        |
| 500                                    | 6                          |
| 800                                    | 9.6                        |
| 1000                                   | 12                         |
| 1500                                   | 18                         |
| 3000                                   | 36                         |
| 3600                                   | 43.2                       |



**ProGanics & ProGanics DUAL  
75 lbs. per 100 gallons of water**

| Working Capacity of Machine in Gallons | Recommended Bales per Tank |
|--|----------------------------|
| 300                                    | 4.5 (6 w/ PD pump)         |
| 500                                    | 7.5                        |
| 800                                    | 12                         |
| 1000                                   | 15                         |
| 1500                                   | 22.5                       |
| 3000                                   | 45                         |
| 3600                                   | 54                         |

**Loading Directions**

1. Fill 1/3 of mechanically agitated hydroseeder with water. Turn pump on for 15 seconds and purge and pre-wet lines. Turn pump off.
2. Turn agitator on and load low density materials first (i.e. seed-other amendments).
3. Continue filling tank with water while loading fiber mulch into the tank.
4. Fiber Mulch should be completely loaded before water level reaches 80% of the top of the tank.
5. Add fertilizer and top off with water.
6. Mix until all fiber is fully broken apart and hydrated (min. 10 minutes).
7. Shut off recirculation valve, slow down agitator and start applying fiber mulch with a 50 degree fan tip nozzle.
8. Spray in opposing directions for 100% soil coverage.
9. Use widest fan nozzle that will reach the area you are trying to spray. This will provide the best coverage and yield from the mulch.
10. To ensure proper application, area needs to be staked out.



**Blend, Blend w/tack, Wood, Wood w/tack  
50 lbs. per 100 gallons of water**

| <b>Working Capacity of Machine in</b> | <b>Recommended Bales per Tank</b> |
|---------------------------------------|-----------------------------------|
| 300                                   | 3                                 |
| 500                                   | 5                                 |
| 800                                   | 8                                 |
| 1000                                  | 10                                |
| 1500                                  | 15                                |
| 3000                                  | 30                                |
| 3600                                  | 36                                |



**Equipment Sales Director  
Dusty Sweat  
912-288-9231  
[dusty@etrequipment.com](mailto:dusty@etrequipment.com)  
Territory: National**

**Anyone can sell you equipment, but at ETR, we show you how to make money with your machines. Call us about your equipment needs today.**



Apex 4000



Apex 1200



Burchland Silt Fence Installer



Brillion Seed Drill



Burchland Straw Crimper

[www.ETRequipment.com](http://www.ETRequipment.com)